



This Issue

- Workshop – Suzanne Cole.....Mar. 7th
- Workshop – Sandy Corbin.....April 4th
- WQ Officer & Chairman Reports
- Call for Entries
- Neighborly Guild Calendar
- WQ Member Articles

Quarterly Meeting

Saturday, May 2, 2020

Shawnee Miller
"Thrilling Threads"

St. Andrew's Lutheran Church,
11555 National Blvd,
Los Angeles, CA 90064.



Up Coming Workshops & More



- **March 7, 2020** workshop with **Suzanne Cole** “**Hawaiian Applique**” by hand and machine
- How does **Sandy Corbin** make those cute baskets? She will be here on **Saturday, April 4, 2020** to teach “My Basket Collection”. Tailor the basket portions to show off large- or small-scale prints, or holiday theme fabric. Learn how to add the handles using machine applique. During class expect to make about four baskets. You can stop there and have a darling wall-hanging or go home and create more for a bigger quilt. Learn to make different shape baskets and square them up. Keep it basic or go all out creative! The goal is to have fun. Sandy promises to give lots of individual attention.
- “Thread Play Sampler” workshop **Friday, May 1st** with **Shawnee Miller**, details on website. Registration opens April 1st, no joke!
- Registration forms for classes can be downloaded from the Westside Quilters website.
- Westside Quilters purchased an additional iron, there will now be two irons on each side of the room for classes.



PRESIDENT'S MESSAGE

I am looking forward to my yearly quilting seminar in Pacific Grove, California.

I have been attending since the second year of its inception probably 30 or more years ago. I can hardly wait to take a class for 5 days with one teacher and lots of like-minded creative souls.

Get a friend or go by yourself. Quilters are great company. Never a problem of what to talk about.



I love not having to plan a meal, do an errand or answer the phone.

I have time to be creative and my only concerns are what fabric should I use in my project or where can I but the fabric I decided I need.

Lots of options, maybe a cruise or an out of town class or a retreat planned with friends or your mini group getaway.

Have a daydream and make it happen.

Roberta Walley
President Westside Quilters



shutterstock - 81319225





WESTSIDE QUILTERS

Westside Quilters presents a workshop with



Susanne Cole
"Hawaiian Applique"
Saturday, March 7, 2020
9:30 am – 3:30 pm

Sewing Arts Center
3330 Pico Blvd. Santa Monica, CA

Workshop fee: \$50.00

Suzanne Cole - you all know her as manager at *Sewing Arts Center* will teach a Saturday workshop "Hawaiian Applique". Suzanne will present a few different ways to make these beautiful nature influence blocks: traditional needle turn by hand, freezer paper templates and by machine.

Susanne Cole, will open the back room up for this class. There are 11 spaces available. Susanne is putting together free kits of fabric, thread and a needle for us. There will be samples of what to do with your applique upon completion.

We will have light boxes available to trace our pattern onto the fabric We will all be doing the same applique for this class.

Please download the registration form at www.WestsideQuiltersofLosAngeles.org Look for the form on the Home page of the website, scroll down until you locate it. Email Pat Karasick to save a space: pk@afewgoodideas.com

Aloha,
Pat

Suzanne Cole's Bio

I have been quilting for 20+ years. I retired from working in the medical field 4 years ago and am now working fulltime doing what I love. Once I made my first quilt I was hooked. Teaching is my passion and therapy.

I love my beginning quilting classes. It is always so amazing to me helping new quilters picking fabrics and seeing the finished results. Fabrics I would never pick myself, but I have yet to see a finished quilt I didn't like. Just like me after my first quilt, the majority of students get hooked and want to make more.

Of course, there are the few who just need a quilt for the new baby in the family or a kid graduating. Having done it for 15 years I am constantly trying new techniques and making my own patterns. I have done piecing, applique (both machine and hand stitched), embroidery, sashiko, pillows and bags. Lately I have been doing paper piecing (both foundation and English paper piecing), as well as tiny piecing. My favorite thing, though, is Free motion longarm quilting and recently mastered programmed longarm quilting.



Workshop with

Susanne Cole

**Hawaiian Applique
Saturday, March 7, 2020**

Supply List

- Small Pointy Sharp Scissors, Gingher 4" Embroidery or Equivalent
- Blue Wash Out Marker or Frixion Pen (disappears with heat)
- Fabric Shears
- Rotary Cutter
- Cutting Mat
- Rotary Cutting Ruler 6.5x12.5 or similar
- Applique Pins or Glass Head Pins
- Seam Ripper
- Mettler Cotton Thread 60 weight to match applique fabric
- Hand Sewing Needles
- Machine Needles 70 Sharps
- Mechanical Pencil
- Freezer Paper (will be provided)
- Pattern (will be provided)
- Light Box (will be provided)

Fabric:

10" Layer Cakes (or equal pieces for applique)
1 yd Background fabric

Both Needle turned applique and Freezer Paper
Templet will be demonstrated



WESTSIDE QUILTERS



Westside Quilters presents a workshop with

Sandy Corbin
"My Basket Collection"
Saturday, April 4, 2020
9:30 am – 3:30 pm

The Community Room of the LAPD West Los Angeles Traffic Division,
4849 W. Venice Blvd.,
LA, CA 90019

Workshop fee: \$60 members
\$75 non-members

"My Basket Collection" pattern included as part of the class fee

Sandy Corbin's "My Basket Collection" is a delightful planned basket arrangement quilt, though they look random in design. Sandy has an easy, simple way to curve the handles in any shape. Keep it basic or go crazily creative with this pattern! Sandy says "Quilting has become my life's favorite passion. I love playing with colors, feeling the fabrics, and finding the joy in creating something fun. I get the most pleasure from making scrappy quilts. My favorite color is *black & white* polka dots! I love sharing my passion for quilting."

Bio

I live in Laguna Hills, California with my husband Brad.

Like many quilters I started sewing in Jr. High, and by high school I was making my own clothes. I have always had a love for fabrics. I began making quilts in the 70's and started taking classes in the 80's. By the 90's I was obsessed with all things quilting. "Sandy's Designs" was founded in 2002 when I started creating patterns. I've been teaching classes since 2004 at various quilt stores. In 2016 I became a "Quilt In A Day" Certified Teacher.

Beach Cities Quilters Guild has been an important part of my quilting life. I've been a member for 23 years. In 2010 I was the quilt show chair for, "FantaSea of Quilts", and I co-chaired the 2016 quilt show. I also served as the 20th President of "Beach Cities Quilters guild".

It brings me great joy to share my experiences and all that I've learned with others who share my passion for quilting. My motto is "FUN & DONE".

Contact me anytime at: (949) 458-2969, or
sandycquilts@aol.com.



Supply List: A workshop with Sandy Corbin. April 4, 2020

My Basket Collection 42½” x44½”

This pattern has 16 baskets separated into four quadrants, A, B, C, & D.



Fabric requirements: For the whole quilt are:

- 8–10 fat quarters, or ¼yards, or mix of or, fat eights. Baskets and handles.
The green stripe handle needs to be a fat quarter or larger, it will be cut on the bias.
- 2 yards.....Background and borders....If you are, using 2 different backgrounds,
as in the sample, you need 1/2 yd of (flowers) and 1¾yds(mini dot).
- ¼ yd.....narrow contrasting border (use something similar or one of the same prints)
- ⅓ yd.....Binding (this does not have to match the border, that is a personal choice)
- 1 ¼ yds....Backing *do not bring to class*
- 50 x 50....Batting *do not bring to class*
- ½ yd.....Yo-Yo's assorted Greens (about 3 ¼" square)

→ **OR make the “¼ Quilt” layout.** You can make just one quadrant 21"x 24".

....THIS VIEW is quadrant “A”....with a few handle changes

You will need:

- 1 yd.....Background and borders
- 4 different 7” squares....Baskets (bring extra if you have it for more possibilities)
- 4 different 10” squares...Trim and handles
- 1 Fat Quarter.....Long handles
- ¼ yd.....2nd border (red contrast)
- 1/3 yd.....Binding
- 1 yd.....Backing *do not bring to class*
- 27 @ 3¼” sq.....YO-YO's (scraps to match)



Supplies:

1. “My Basket Collection” pattern by Sandy Corbin. ---She will bring them for purchase@ \$11.00each.
2. Matching thread to top-stitch the handles
3. An open toe foot is really nice, so that you can see best for top-stitching
4. Cutting mat (at least 18”x 18” or bigger is better) and Rotary cutter
5. 6”x 12” Ruler, and a 6”x24” Ruler. Also, a 12” Square Ruler is nice if you already have one.
6. Sewing machine with all the supplies; scissors, seam ripper, pins, thread, etc.
7. Clover Yo-Yo maker size small *optional*
8. Pencil and a few color pencils
9. Mini iron and pad if you have one
10. 16 safety pins (any size)

Please feel free to call me with any questions about the class. Sandy @ 949-637-5450



PHILANTHROPY

Thank you for your continued support for those in need in our community! Last month, Westside Quilters sent 11 beautifully-made quilts to *Upward Bound*. When Virginia delivered the quilts, the program staff loved them and were so grateful. For those who may not be aware of *Upward Bound*, here's a short description of the program's impact. More information can be found on their website: upwardboundhouse.org.

Upward Bound House has established an extraordinary record of success in addressing family homelessness. Since its inception, they have helped more than 1,800 families including over 3,200 children to transition from homelessness and into permanent housing. Over 95% of these families were still in their homes more than a year after placement.

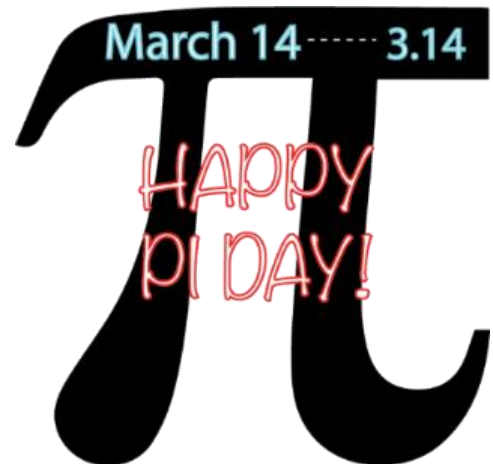
Please keep those philanthropy quilts coming! Working on reducing our stash and helping families in need, what could be better?

Thank you!

Virginia Marshall, Lisa Drew, and Nancy Kawahara
Philanthropy Co-chairs



Perla Rothenberg	March 3
Sarah (Sally) Madigan	March 9
Diana Mercer	March 10
Pat Karasick	March 16



Leadership.....

Order Out of Chaos

When I first started quilting some 35+ years ago, I was a single parent with a very stressful job. One of the things that appealed to me about quilting was that no matter how chaotic and out of control my life sometimes felt, I could turn to quilting and have control and order in that one little block in front of me. Somehow, I found that calming and very reassuring.

My life has changed a lot since then. Now I am a happily married retired grandmother; but the world is still filled with plenty of chaos, and my life often still feels stressful. My quilting has changed a lot over the last 35 years, but it still provides solace and order. To quote (once again...) the writer Austin Kleon, "When so many of life's problems are unsolvable, *solvable* problems are a wonderful distraction." He goes on to describe how good it feels to work on solvable problems with your hands. "There's something about keeping your hands busy when your brain feels broken."

How lucky we are to have quilting to turn to. When things get chaotic, we get to take pieces of fabric and create order. "We're wired to want to turn chaos into order, randomness into meaning," says Austin Kleon.

So, the next time someone asks you why you take fabric and cut it up and sew it back together, just tell them you are taking randomness and chaos and creating order and meaning. They might not get it, but when you smile and hand them a beautiful piece of art you have created, maybe they will begin to understand.

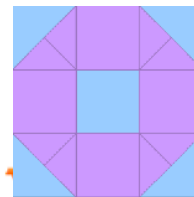
Happy quilting!

Barbara Marom-Pollack
Vice President




National Quilting Day is observed on
March 21, 2020.


It celebrates quilts and those who make them, we celebrate annually on the third Saturday in March. The National Quilting Association started National Quilting Day in 1991.



Rounded Square



Sunburst



Throwing Star



TREASURER

Karynn Dittmar, Treasurer

OPENING BALANCE AS OF 6/1/19		8439.78
INCOME		
Membership Dues / Donations	3350.00	
Workshop Fees	4685.00	
Bank Adjustment	0.00	
Guest Fees	0.00	
Fabric Sale Fundraiser	625.25	
Amazon	123.59	
TOTAL INCOME		8783.84
EXPENSES		
Workshop Expense	5167.87	
General Meeting Expense	2817.50	
Charitable Contributions	650.00	
Administrative Expenses	417.96	
Mileage reimbursement	262.00	
SCCQG Insurance	290.50	
Website	220.25	
PO Box Rental	154.00	
Philanthropy / Ed. Expense	161.62	
Printing / Promotion / Admin.	32.07	
Square Up Fees	41.66	
Government Fees	0.00	
TOTAL EXPENSE		10215.43
NET INCOME		-1431.59
CLOSING BALANCE as of 2/26/2020		7008.19

Easy Money for WQ:

amazonsmile

<https://smile.amazon.com/ch/27-3145733>

Support Westside Quilters when you shop on Amazon by clicking on this link. Please make sure you are logged into your smile account. Amazon Smile is a free program and you'll find the same low prices, vast selection and convenient shipping options as Amazon.com and Amazon will make a donation to Westside Quilters

If you have any problems, please contact Karynn Dittmar, Treasurer.



MEMBERSHIP

Do you have a friend interested in quilting and not a member of WQ? The month of May is Westside Quilters renewal time. Renewal forms will be available at the May WQ Quarterly Meeting at St. Andrews Lutheran Church.

Luann Jaffe
Membership

Note: We have a few members who would still like to be in a mini group. If any group is looking for a member or two please let me know. These groups can be productive or social or both and they help keep us all together.

If you have any questions regarding membership please contact me either through the web or luannjaffe42@gmail.com

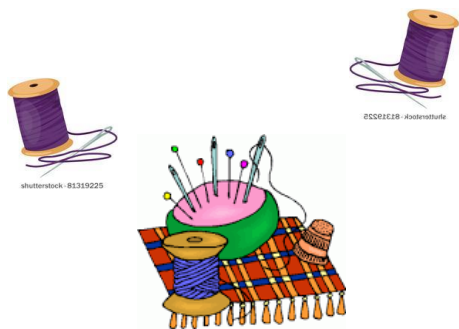
WEBSITE:

If you were unable to get to our workshop and meeting with the great Mike "Mac" MacNamara - you missed a real treat - but photos of both have been added to the Photos Page of www.westsidequilterslosangeles.org .

Sally Wright, Website Manager



EARNESTLY HEMMING AWAY



WORKSHOP REGISTRATION

First, please email your intent to attend a workshop to: Programs@WestsideQuiltersLosAngeles.org at the **WQ website**, choose *Calendar* and scroll down to individual workshops. See the link to the Workshop Registration Form (which you can fill in on-line and then print) and the supply list. **See the workshop no-refund policy (substitutions allowed) shown on the Workshop Registration Form.**

WQ will hold your space at the workshop for 14 days to allow time to mail Registration Form and payment to the WQ post office box. For last-minute registrations, contact the Program Chair ASAP. **Credit cards/debit cards now accepted.** Non-members pay a \$15.00 surcharge. Supply lists for all classes can be found on the Calendar page at www.WestsideQuiltersLosAngeles.org. The class sessions are from 9:30am to 3:30pm.



Calls for Entry, March 2020

For some great information from a veteran on how to get your work shown see this blog entry from Sue Bleiweiss <https://suebleiweiss.blog/2018/06/14/getting-your-work-out-there/>

I also recommend this blog post from Lyric Kinard on how to choose venues to display your work - <https://lyrickinard.com/2019/05/showing-your-work-choosing-venues/> In fact, there is a whole series of blog posts on getting your work out there that is well worth your time.

Here are some suggestions for quilt entry photography from International Quilt Festival.
[PHOTOGRAPHING YOUR QUILT FOR SUBMISSION](#)

Continuing our notifications for ways to display your quilts and textile pieces to a wider audience... Entering shows is not difficult, but to begin here are a few guidelines:

- Always make sure you read everything in the call including the calendar, requirements, rules, etc. Especially the rules! Will save headaches and disappointment later on.
- Keep a record on your entries so you won't be caught with a quilt needing to go two places at once. Having to remove a quilt from a show or exhibit because you misread the exhibition dates is a no-no. Ask me how I know...
- Having a great photo of your quilt - straight on, in focus, not on a bed or held up showing hands and feet, super important. There is lots of great info on quilt photography on line. Google!
- Don't be intimidated or depressed by a rejection! There are lots of different reasons why a quilt doesn't fit into a specific show. It is usually not because your quilt is bad!

The calls below are just a sample of the many opportunities out there. For more search "Fiber Art Calls for Entry" or "Quilt Calls for Entry"

Looking ahead to the spring here are some opportunities to show your work at the returning Long Beach Quilt Festival <http://quilts.com/enter-a-quilt.html>. Long Beach deadlines are April 13th. Here's the link to enter any of these Long Beach exhibits. <http://www.quilts.com/enter-a-quilt.html>

MOVIES AND MUSICALS: HOORAY FOR HOLLYWOOD!

Hollywood's rich artistic history has inspired moviegoers and fed their fantasies ever since the Silent Era. And everyone seems to have their own list of favorite films, actors, actresses, and directors. Quilts submitted for this exhibit should be inspired by those celluloid dreams – and the people who helped make them come to life across the decades.

ART DECO INSPIRED QUILTS

Inspired by geometric designs, streamlined forms, and sometimes offbeat colors, the Art Deco movement was stylish, influential, and omnipresent from 1925 through the 1940s. Art Deco was reflected in paintings, crafts, fine arts, and even architecture. Quilts submitted for this exhibit should be inspired by this much-loved style.

ART NOUVEAU – CRAFT AS ART

From the 1880s until World War I, western Europe and the United States witnessed the development and ascent of the Art Nouveau style. Taking inspiration from the unruly aspects of the natural world, Art Nouveau influenced art and architecture, the applied arts, graphic work, and illustration. Some of its best-known practitioners include Toulouse-Lautrec, Tiffany & Company, Alphonse Mucha, and William Morris. Quilts submitted for this exhibit should reflect Art Nouveau themes and style.

BEST OF THE WEST COAST GUILDS: AWARD-WINNING TRADITIONAL QUILTS

The west coast of the United States is home to scores of guilds and groups where members meet to share friendship, experiences, and create new quilts. This exhibit features some of the best traditional work done by quilters of all styles – appliquéd, pieced, wholecloth – and skill levels. Entrants should have previously won an

award in a guild competition/show. Quilts submitted for this exhibit should have been completed in the past five years or less. *WQ does not sponsor a quilt show, but a lot of you belong to a number of guilds that do*

QUILTING AS THERAPY

Art Therapy uses the creative process – and works of art created during a patient's therapy – to help those in treatment develop self-awareness, explore emotions, address unresolved emotional conflicts, improve social skills, and raise self-esteem. Quilts submitted for this exhibit should stem from the quilter's own therapeutic journey or practices in their own lives.

Here are the Special Exhibit Calls for international Quilt Festival Houston 2020. They will be open March 3, but the deadlines have not yet been announced. You can get a start!_<http://www.quilts.com/enter-a-quilt.html>.

FINE CHINA

Entries are quilts that are based on china patterns or traditional quilt patterns that are associated with china or crystal. "Fine" china was once the top item on every bride-to-be's wish list. Autumn, Blue Fluted Half Lace, Wedgewood Jasperware, Wild Strawberry, and Willow Blue are some of the most popular China Patterns.

- All styles traditional, modern, and art are acceptable for this quilt call.
- Limit three (3) entries per person.
- Each work must measure at least 49 inches (130 cm) on each side.
- The quilt can be NO LARGER than 86 inches (218.44 cm) ON A SIDE.
- The participating works must be available for two years, from June 2020 through November 2022.

FINE FEATHERED QUILTS

A selection of Feathered Star and Princess Feather quilts will make a powerful statement as an exhibit at International Quilt Festival, Houston and as a book whose profit will be donated to the Texas Quilt Museum.

We are interested in sharing antique, or modern, newly made, inherited, bought, etc., with any techniques—piecing, appliqué, embroidery, photo transfer, wholecloth and/or manipulated fabric, etc.

- There are two categories: Yesteryear – quilts made prior to 1930 and Today – quilts made in 1930 and after.
- Limit five (5) entries per person or group.
- Each work must measure at least 50 inches (130 cm) on each side.
- The quilt cannot be larger than 86 inches (218.44 cm) ON A SIDE.
- We would like the participating works to be available for three years of travel, from August 2020 through August 2023.

HANDS ALL AROUND

Artists from all around the world incorporate influences from their own cultures into the design and technique of their art quilts.

- Limit two (2) entries per person.
- Quilts must be a minimum of 36" (91 cm) wide and maximum of 108" (274 cm) wide.
- No more than 90" (228 cm) in length.
- Made between January 2017 and February 2020.
- The participating works must be available for two years, from June 2020 through September 2020.

HARRY POTTER QUILTS

We love Harry Potter! If you do too, why not enjoy one of the free Harry Potter-themed quilt patterns available online or use your magical imagination and submit a quilt following the below rules. These quilts should feature characters, themes, or elements from the world of Harry Potter books and movies. These are to make and enjoy and show, not to sell, out of respect of JK Rowling's creativity and intellectual rights.

All styles traditional, modern, and art are acceptable for this quilt call.

- Limit three (3) entries per person.

- Quilts must have been made between January 2017- March 2020.
- Each work must measure at least 44 inches (130 cm) on each side.
- The quilt can be NO LARGER than 86 inches (218.44 cm) ON A SIDE.
- The participating works must be available for two years, from June 2020 through September 2022.

HISTORY AND READING QUILTS

The quilts for this call should reflect history and/or reading instruction. Quilt artists are encouraged to illustrate their History or Reading (book) quilt, in its simplicity and/or its complexity in answer to this call.

The selected pieces will not only feature the quilt art, but hopefully open a lively discussion on the amazing world of history, or an event in history, and reading (books).

- All styles traditional, modern, and art are acceptable for this quilt call.
- Limit three (3) entries per person.
- Each work must measure at least 50 inches (130 cm) on each side.
- The quilt can be NO LARGER than 86 inches (218.44 cm) ON A SIDE.
- The participating works must be available for two years, from June 2020 through September 2022.

IN FULL BLOOM

Just as quilters create beautiful pieces of art with fabric, florists and gardeners cultivate works of beauty from the soil.

- All styles traditional, modern, and art are acceptable for this quilt call.
- Limit two (2) entries per person.
- Quilts must be a minimum of 36" x 36".
- New for 2020. No more than 90" (228 cm) in length.
- Made between January 2017 and February 2020.
- The participating works must be available for two years, from May 2020 through September 2022.

IN THE AMERICAN TRADITION

This exhibit features recently-made quilts that harken back to the time of traditional blocks, styles, and techniques as their design source.

We are looking for both contemporary interpretations and traditional quilts, either by hand or machine, appliquéd, pieced, or wholecloth.

- Limit two (2) entries per person.
- Each work must measure at least 50 inches (130 cm) on each side.
- Width and length not to exceed 108".
- The participating works must be available for two years, from June 2020 through September 2022.

LANDSCAPE QUILTS

From valleys and volcanoes, and mountains to monuments, landscapes often inspire artists, including many in the quilt world.

- All styles traditional, modern, and art are acceptable for this quilt call.
- Limit two (2) entries per person.
- Quilts must be a minimum of 36" x 36".
- New for 2020. No more than 90" (228 cm) in length.
- Made between January 2017 and February 2020.
- The participating works must be available for two years, from May 2020 through September 2022.

THE MATH AND SCIENCE OF QUILTS

In high school and college, most of us take math and science courses because they are a basic requirement and we like to think we won't need it or use it. As quilters, we use both constantly in making our quilts without consciously thinking about it.

The fibers we work with (the science) frame the entire process. We use math to determine the size and shape of the quilt, and the pieces.

- All styles traditional, modern, and art are acceptable for this quilt call.
- Limit three (3) entries per person.
- Each work must measure at least 50 inches (130 cm) on each side.
- The quilt can be NO LARGER than 86 inches (218.44 cm) ON A SIDE.
- The participating works must be available for two years, from June 2020 through September 2022.

QUILTED COMICS AND SCI-FI 2020

Theme: Entries are quilts on the themes of comic books, science fiction, fantasy, and pop culture. Did you grow up watching “Batman,” “Superman,” or “Star Trek?” Love the Avengers or Star Wars movies? Dug into the Harry Potter books? Are you playing your children’s video games when they are at school? Now’s your chance to create a quilt that portrays your love of super heroes, villains, fantasy, comic book, or anime characters to be on display at the International Quilt Festival 2020.

- All types of techniques are acceptable.
- You may enter up to three (3) quilts per person.
- Each work must measure at least 40 inches (130 cm) on each side. The quilt cannot be larger than 86 inches (218.44 cm) ON A SIDE.
- Quilts submitted for this exhibit should have been completed in the past five years or less.

SCHOOLHOUSE QUILTS

The Schoolhouse block has been a favorite of traditional quilters for over a century. The quilt block has been known by several names including Old Kentucky Home and Old Folks Home. There are many versions of the block design available. Whether you decide to use the traditional design or a current interpretation, we want to see it.

- All styles traditional, modern, and art are acceptable for this quilt call.
- Limit three (3) entries per person.
- Each work must measure at least 50 inches (130 cm) on each side.
- The quilt can be NO LARGER than 86 inches (218.44 cm) ON A SIDE.
- The participating works must be available for two years, from June 2020 through September 2022.

TACTILE ARCHITECTURE™

Buildings have a long history of inspiring the creative designs of quiltmakers. In the 19th century, American quilters developed classic architectural patterns such as Log Cabin, Schoolhouse, and Brick Wall.

- All styles traditional, modern, and art are acceptable for this quilt call.
- Limit two (2) entries per person.
- Quilts must be a minimum of 36” x 36”.
- New for 2020. No more than 90” (228 cm) in length.
- Made between January 2017 and February 2020.
- The participating works must be available for two years, from May 2020 through September 2022.

These are regular Quilt Festival special exhibits. The info and deadlines for the international Quilt Association judged show - World of Beauty - has not yet been announced, hopefully we’ll have it next month,

Stay tuned next month for the declines for the Houston judged show - dates and deadlines for “A World of Beauty” to be announced soon.

And more AQS Shows around the country this summer and fall:

AQS Lancaster Entry deadline March 20, 2020 <http://www.cvent.com/events/2020-aqs-quiltweek-lancaster-the-nook-contest/event-summary-3133d8c1287640389d7b809c7d1fb123.aspx>


AQS Grand Rapids Entry Deadline April 3, 2020 <http://www.cvent.com/events/2020-aqs-quiltweek-grand-rapids-contest/event-summary-75561f9fa89f49159655f617b709105a.aspx>

AQS Charleston Entry Deadline June 5, 2020. <http://www.cvent.com/events/2020-aqs-quiltweek-charleston-contest/event-summary-128450e055184e3c81a5cda152ecca18.aspx>

Questions? Contact Sally Wright at sally@sallywrightquilts.com



Quilt Con 2020 Winners





A NEIGHBORLY GUILD CALENDAR

March 2020	
March 4 Santa Monica Quilt Guild www.santamonicaquiltguild.org	<u>Leah Zieber</u> Workshop:
March 7 Westside Quilters www.WestsideQuiltersLosAngeles.org	Suzanne Cole Workshop: Hawaiian Applique
March 11 Simi Valley Quilt Guild www.simivalleyquiltguild.org	<u>Meeting - 2nd Wednesday of the month</u>
March 14 Saturday at 6:30pm LA Modern Quilt Guild www.lamqg.blogspot.com	<u>Maria Shell</u> Program: Trunk Show <i>Jordan Middle School in Burbank - Contact Betty Seinfeld programs@lamqg.org</i>
March 15 African American Quilters of Los Angeles www.easysit.com/aaqla	<u>Meeting 3rd Sunday of every month</u>
March 18 South Bay Quilters Guild www.southbayquiltersguild.org	<u>Tiffany Hayes</u> Workshop: Calliope
March 28 - 29 Glendale Quilt Guild www.glendalequiltguild.org	<u>Glendale Quilt Show</u>
April 2020	
April 1 Santa Monica Quilt Guild www.santamonicaquiltguild.org	<u>Dora Cary</u> Lecture & workshop)
April 4 Westside Quilters www.WestsideQuiltersLosAngeles.org	Suzanne Cole Workshop: "Hawaiian Applique"
April 8 Simi Valley Quilt Guild www.simivalleyquiltguild.org	Dora Cary Program: "My Path to Quilting Romania to USA"
April 13 LA Modern Quilt Guild www.lamqg.blogspot.com	<u>Jude Swift</u> Program: <u>A Quilter's Adventure in JapanSt."</u> <u>St. Andrew's Lutheran church</u> <u>Meeting - 2nd Monday of the month</u>
April 15 Glendale Quilt Guild www.glendalequiltingguild.org	<u>Ann Turley</u> Program: "Confessions of the Quilt Police" Workshop: Making Faces
April 19 African American Quilters of Los Angeles www.easysite.com/aaqla	<u>Meeting – third Sunday of the month</u>
April 21 & 22 South Bay Quilters Guild www.southbayquiltersguild.org	<u>Latifa Safir</u> Program: "How to Design a Quilt in Five Easy Steps" Workshop: Airshow Pillow or Mini Quilt Workshop: Clam Toss Quilt
April 24 & 25 Orange County Quilters Guild www.orangecountyquiltersguild.com	<u>Lyn Brown</u> Workshop: Balboa Mystery Quilt Retreat

OUT AND ABOUT

- ✂ **Craft in America Center** in Los Angeles, [Quilts: 4 Directions](#), running through March 7, 2020. Open Tuesday – Saturday 12-6pm 8415 West Third Street, Los Angeles, CA 90048
The exhibition highlights artists featured in the PBS series [Craft in America](#): Michael Cummings, Judith Content, Victoria Findlay-Wolfe, and Susan Hudson
- ✂ **Craft in America Center** in Los Angeles, **March 7 (Sat) 4 – 5:00 pm** “Heirloom Quilt Share Live! With Joe Cunningham & Julie Silber”. *Time to dig out your quilted heirlooms and head to the Craft in America Center for our own spin on Antiques Roadshow! Quilt experts, artist Joe Cunningham and curator Julie Silber, will lead an on-the-spot analysis of audience members’ quilts made before 1960. Cunningham and Silber will give as much information about each quilt as can be gleaned including, date, region, pattern name, condition and more. They will also present a selection of antique quilts and a few of Cunningham’s own creations.*
- ✂ **March 14-15, 2020 Friendship Square Quilt Guild Quilt Show: “Alive with Color”**
(3/14 10AM-5 PM 3/15 10AM-4PM) La Habra Community Center 101 W. La Habra Blvd, La Habra, CA
- ✂ **March 28-29, 2020 Glendale Quilt Guild Quilt Show 2020** (Sat. 10AM – 5PM - Sun. 10AM – 4PM)
Glendale Civic Auditorium 1401 N. Verdugo Road, Glendale, CA 91208 glendalequiltguild.org
- ✂ **April 24 & 25 2020 Camarillo Quilters Association “Ruby Jubilee Quilt Show”** details at:
www.camarilloquilters.com

See the **Speaker Calendar of the Southern California Council of Quilt Guilds for additional events**. Go to www.sccqg.org scroll down to the bottom of the homepage and click on the box “Speakers” and see other SCCQG guilds and speakers into 2020.



WQ Member Articles and News:

LEARNING NEW SKILLS AT ROAD TO CALIFORNIA

Article by Betsy Barker

I've been quilting since 1985, but there's something new every year that keeps me fascinated with this art form. A big part of this is that I keep learning by taking classes. Now that I'm retired, I have more time to think out of the box and expand my skills.

It was a fun surprise to be at the same hotel at Eleanor Burns. I sat near her at breakfast several days in a row. She's definitely a quilting pioneer and industry leader. I remember watching her shows in the 1980's, and buying every book when I was a new quilter. And she's still teaching new ideas today.

Meeting Jenny Doan was a bucket list item after watching her YouTube videos for years. I can confirm that she is as warm and funny in person as she is in the videos. The class project was a simplified Snail's Trail that she called Happy Trails. The sewing was easy as long as the colors were in the correct spot! I also liked that the block appeared to have a curved line, but it was really made of simple squares and triangles. Jenny also stressed that this block worked best with a lot of contrast, which can be a problem as most quilting fabrics are medium. Now I'm reevaluating the fabrics I took to the class to see how I can bring in dark and light.

Spending an entire day walking the show provided me with so much inspiration. I spent a long time walking through the gallery of prize-winning quilts, looking at the Modern quilt winner as well as a traditional pineapple done in miniature. I was touched by a quilt about women in the military. It was great to see so many quilts made by Westside Quilters members.

Two days of training on EQ8 quilt design software took me from intimidated to comfortable. Pat Harrison was a retired teacher, so there was a gentle learning curve and clear handouts. She also told us about a free email from the company that has step-by-step lessons. There's also a Facebook page, and I know now to read the comments to get answers to my questions. Pat also stressed the need to have lots of contrast in blocks. She advised us to look at our designs through the gray scale image on our phones to avoid using all medium fabrics.

So, my take-away from Road to California is to focus on adding contrast to my quilts. For my next quilts, I'm going to take time to look at the fabrics I pull and make sure that I include dark and light as well as medium.

Have a great day,

Betsy Barker





Australian Fire Relief Donations

Article by Pat Karasick

I have been lucky enough to visit Australia three times, each time a different part. I saw mobs of Kangaroos, held wombats and koalas in a zoo. So, the fires are personal to me. Thanks to Heather Van Sickle (Quilters by the Sea SCCQG representative) for sending us a positive way to make a contribution.

She sent us examples and patterns. I invited my Aussie friend over for an evening of fabric therapy. She doesn't sew, so she glued her fabrics onto a truck of a rainbow eucalyptus tree. I machine buttonhole stitched around each strip of color. Thank you to my Quilts from the Heart friend Kathleen for showing me photos of this tree on the internet.

The email included lots of ways to help. Purchase patterns, knit pouches, sew pouches and even a special cuddle for baby bats. There is also a list of approved charities to make financial donations. Every little bit helps.

Wollongong Modern Guild decided tree blocks would be most appropriate as the tree is a symbol of growth and nourishment. I did two using their applique templates. Luckily, they are also accepting diverse and colorful blocks. I used some of the Aboriginal fabrics purchased in various quilt shops. I this will encourage you to make at least one block to send to:




BGI Worldwide Logistics, Inc.
Attn: Heather Van Sickle
3110 E. Via Mondo
Rancho Dominguez, CA 90221
Blocks must arrive by March 16, 2020



Field of Light at Sensorio

Article by Pat Karasick

A little closer to home is the incredible experience of 15 acres of lights in Paso Robles covered in 58,000 stemmed spheres lit by fiber-optics powered by solar. There are pathways through the rolling fields allowing you to see the landscape from different angles. Created by British artist Bruce Munro: Field of Light at Sensorio is open Thursday-Sunday through June 30, 2020, at 4380 Highway 46 East, Paso Robles. There is a website for more information: SensorioPaso.com or call 805-226-4287.



It's overwhelming success has created a village like atmosphere where you can purchase food and beverages, and a VIP terrace option more a more upscale dining experience. We took a picnic purchased at a local grocery store. While not a quilt pattern, it certainly is inspirational. Art, technology and nature designed as a destination for family entertainment, mediation, adventure and just amazement at what one man's vision can do.



Editor's Note:

Twenty yards of Pellon "Wonder Under" 805 was listed as a supply to bring! Surely, that can't be right! But, Wonder-Under proved to be the magic ingredient to completing 4 art quilts in 5 days at a recent Santa Barbara Quilting Retreat.

I recently attended a wonderful week long quilting retreat titled "Composition Quartet" taught by Sue Benner. We were challenged compositionally and learned four different ways to construct fused quilts: square/rectangles, curvilinear design, cut-and-collage, and landscape. Sue is an artist and excellent teacher, she skillfully guided us through 4 exercises to create unique designs. I'm looking forward to sharing my 4 fused art quilts at the next WQ Quarterly meeting.

Happy National Quilting Month, Happy St. Patrick's Day and Happy Stitching,

Debbie Nussbaum
Newsletter Editor



Westside Quilters Quarterly Meeting, February 1, 2020

President: Roberta Walley warmly welcomed everyone to Westside Quilters' first quarterly meeting of 2020. She reported that the previous day's workshop was wonderful and that Mike McNamara kept everyone laughing and in stitches throughout the day.

New Business: WQ Executive Board elections are coming up in May - Roberta mentioned that the Board will be asking for volunteers soon. She said that it is a good group and fun to be a member. Current Board members were then introduced.

Roberta told the group that WQ's quarterly meeting will be at St. Andrew's Lutheran Church for the foreseeable future.

Barbara Marom-Pollack moved and Betsy Barker seconded the motion to accept the minutes from the January 18, 2020 Executive Board meeting. The motion was passed by membership.

Member Presentation: Sally Wright reported on the Road to California quilt show. Road is the largest quilt show in the West with 42,000 attending in 2019. There was a new layout for this year's show - all the quilts, except the winners, were together in the north building. Several of WQ's members had quilts on display. Those included were Sally, Roberta, Karynn Dittmar, Debbie Nussbaum, Stephanie Bommarito, Vicki Bohnhoff, Bobbie Blake and Aileen Cooke. Check Westside Quilter's Facebook page for photos to see them.

Sally also talked about WQ's social media - Facebook and Instagram - as a good way to get known in the quilt world. So be sure to like and share WQ's posts, and take advantage of all the other quilt groups and pages that are to be found on either FB or IG.

Show and Tell Quilts: Members showed the following quilts: Barbara Weigold - Two quilts for Santa Monica High School's orchestra and jazz band; Kim Ryan - Christmas quilt started in 1989 when her daughter was born; Marianne Simpson - Halloweenn table runner, Chicken Coop pillow, several workshop samples; Luann Jaffe - Jelly roll quilt; Sandy Abramowitz - Tree of Life quilt; Prima Cossetta - Plaid whirligig; Evi Newmann - Amy Butler/Kaffe Fassett pieced and appliqué "crazy" quilt; Annette Levey - Shimmer quilt of many colors; Sandra Lauterbach - Free form wall hanging, 3D free form "jazz" quilt; Kathryn Pellman - her signature small word quilts; Allison Leong - scrappy quilt from Philanthropy workshop scraps, Stepping Stones quilt; Bobbie Blake - Starry Night Santa Christmas panel, multiple embroidered blocks, strip quilt, baby quilt; Barbara Marom-Pollack - workshop samples, Tree of Life word challenge quilt; Cindi Garacochea - Tentmakers of Cairo quilts purchased at Road to CA; Bobbi Leung - workshop pieces; Nancy King - Mod cats; Virginia Marshall - Flight Plan, Ombre wall hanging; Matt Randall - whole cloth baby quilt; Vicki Bohnhoff - sample of her demo fabric covered tin from Sew-In, Hexi wall quilt; Karynn Dittmar - Freddy's Flowers, Florann's quilt, Joe Cunningham inspired quilt; Debbie Nussbaum - Leaves wall quilt, quilt inspired by the Sisters' Oregon annual show; Roberta Walley - Japanese lantern wall quilt, quilt of man reading a newspaper in Japan, baby quilt.

Featured Speaker: Mike "Mac" McNamara entertained everyone with his humorous presentation and trunk show of quilts inspired by quilters over his 40 years of quilt making. He began by praising the show & tell quilts that WQ members had just presented. Then he spoke of beginning to quilt - he didn't take classes, never really learned how to measure or use rulers. Mac calls his quilts free-form - you can just slice away on fabric and combine it any way. He regards his quilts as something of love, not for sale or overly precious.

Mac's first quilt was made in 1976, hand pieced with a thick batting and linen napkins used for the backing, sewn on his grandmother's Singer. He moved on from that and was very involved in the making of the AIDS Quilt panels. There are so many panels now that the entire quilt weighs 55 tons.

Mac has been influenced by many prominent quilters including Nancy Crow (he studied with her), Rhoda Cohen, Sylvia Einstein, Joe Cunningham and Nancy Halprin. He makes his quilts for friends, for heroes, and for philanthropy - not to be in books or for prizes. He calls his quilts "kid art" and that he is an artisan making artifacts, not an artist making art.

Mac ended his talk with a wonderful and large show of his colorful and inventive quilts. He mentioned that he loves challenges, always makes his backing as colorful as the front, and makes most of his quilts for gifts. And then he gave Westside Quilters one of his quilts to use for philanthropy!

Respectively submitted,

Terrie Dorio
Secretary



